

GEA Factsheet 2024

GEA is one the largest suppliers of systems for the food & beverage and pharmaceutical industries. Its portfolio includes machinery and plants, as well as process technology, components and comprehensive services. Many of its solutions help customers worldwide to make their production processes more sustainable and efficient.


Purpose


Engineering for a better world.


Vision


We safeguard future generations by providing sustainable solutions for the nutrition and pharmaceutical industries.


GEA at a glance


 Every third chicken nugget is produced using GEA technology


 Every fourth liter of human blood for making plasma-derived products is processed using GEA equipment


 Approx. every third process line for instant coffee was installed by GEA

 More than one third of all polymer producers are using GEA drying technology

 Approx. one quarter of processed milk comes from GEA production systems

 Each industry we serve utilizes industrial refrigeration technology from GEA

 Approx. every second liter of beer is brewed with the aid of systems and process solutions from GEA

 Every second container ship in the world sails with GEA marine equipment on board

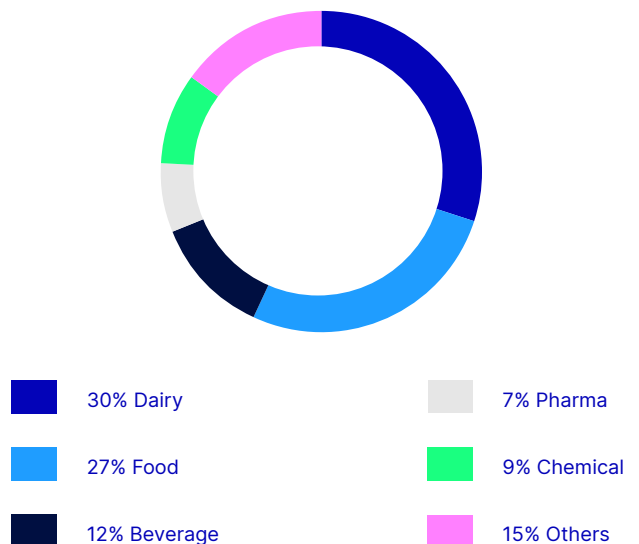
Group KPI's (EUR million)	2023	2022
Order Intake	5,469	5,679
Revenue	5,374	5,165
EBITDA ¹	774	712
EBITDA margin ¹ (%)	14,4	13,8
Earnings per share ¹	2,56	2,58
Dividend per share	1,00 ²	0,95
Equity ratio (%)	40,3	38,5
Net Liquidity/Net Debt (-)	371,2	346,4
Net Working Capital	345,9	314,1
ROCE (%)	32,7	31,8
CapEx	228,4	203,8
Employees	18,773	18,236

1) Before restructuring expenses
2) Dividend proposal per share

Divisional KPI's (EUR million)	2023	2022
Separation & Flow Technologies		
Revenue	1,511	1,416
EBITDA* margin (%)	26,2	25,4
Liquid & Powder Technologies		
Revenue	1,724	1,716
EBITDA* margin (%)	10,3	9,7
Food & Healthcare Technologies		
Revenue	1,029	1,001
EBITDA* margin (%)	7,6	10,7
Farm Technologies		
Revenue	784	742
EBITDA* margin (%)	14,0	11,6
Heating & Refrigeration Technologies		
Revenue	556	524
EBITDA* margin (%)	11,9	10,9

*) Before restructuring expenses

Sales split by customer industry (2023)



Management Board



Stefan Klebert
CEO

Bernd Brinker
CFO

Johannes Giloth
COO

Share data

WKN	660200
ISIN	DE0006602006
Bloomberg	G1A GY Equity
Number of shares outstanding (12/31/23)	172.3 million
Market Cap (12/31/23)	EUR 6.5 billion

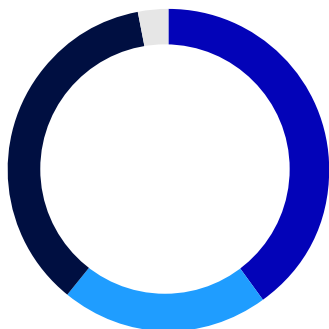
ESG ratings

MSCI	AAA
CDP (Climate Change/Water Security)	A/A-
Ecovadis	Gold
Sustainalytics	14.2
ISS	Prime

Credit ratings

Fitch	BBB (stable)
Moody's	Baa2 (positiv)

Shareholder distribution*



40% USA

21% UK

36% Rest of Europe

3% Rest of World

*) Based on 76.8 percent of identified shares held by institutional investors. 8.8% KIA as well as 0.8% treasury shares outstanding are unaccounted in the free float.

Financial targets 2024

Organic Sales Growth	2-4%
EBITDA-Margin*	14.5 - 14.8%
ROCE	29-34%

*) Before restructuring expenses

Financial targets "Mission 26"

Organic Sales Growth	4 - 6%
EBITDA margin*	>15%
ROCE	>30%

*) Before restructuring expenses

Calendar 2024

Annual Shareholders' Meeting for 2023	April 30
Quarterly Statement for the period to March 31, 2024	May 8
Half-yearly Financial Report for the period to June 30, 2024	August 7
Quarterly Statement for the period to September 30, 2024	November 6

Contact data

Investor Relations

Phone +49 211 9136-1081

Mail ir@gea.com

GEA.com

Disclaimer

This release contains forward-looking statements. These forward-looking statements are based on our current experiences, assumptions and forecasts as well as information currently available to us. The forward-looking statements involve known and unknown risks and uncertainties. Actual results and developments may thus differ materially from the expectations and assumptions expressed herein due to various factors. These factors include, inter alia, changes in the economic, competitive and business environment, developments on the financial markets and currency exchange rate fluctuations, changes in laws and regulations and changes in business strategy. Readers are cautioned to not put undue reliance on any forward-looking statements. We do not assume any obligation to update or revise any forward-looking statements contained in this release.