

GEA Factsheet 2025

GEA is one the largest suppliers of systems for the food & beverage and pharmaceutical industries. Its portfolio includes machinery and plants, as well as process technology, components and comprehensive services. Many of its solutions help customers worldwide to make their production processes more sustainable and efficient.


Purpose


Engineering for a better world.


Vision


We safeguard future generations by providing sustainable solutions for the nutrition and pharmaceutical industries.


GEA at a glance


 Every third chicken nugget is produced using GEA technology


 Every fourth package of spaghetti is processed with GEA technology


 Approx. every third process line for instant coffee was installed by GEA

 Every fourth liter of human blood for making plasma-derived products is processed using GEA equipment

 Approx. one quarter of processed milk comes from GEA production systems

 Every second pharma separator is made by GEA

 Approx. every second liter of beer is brewed with the aid of systems and process solutions from GEA

 Every second tablet to treat cancer is made on GEA equipment

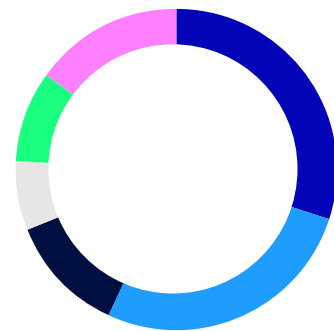
Group KPI's (EUR million)	2024	2023
Order Intake	5,553	5,469
Revenue	5,422	5,374
EBITDA ¹	837	774
EBITDA margin ¹ (%)	15.4	14,4
Earnings per share ¹	2.62	2.56
Dividend per share	1.15 ²	1.00 ²
Equity ratio (%)	40.2	40.3
Net Liquidity/Net Debt (-)	343.5	371.2
Net Working Capital	323.2	345.9
ROCE (%)	33.8	32.7
CapEx	237.1	228.4
Employees	18,347	18,773

1) Before restructuring expenses
2) Dividend proposal per share

Divisional KPI's (EUR million)	2024	2023
Separation & Flow Technologies		
Revenue	1,581	1,511
EBITDA* margin (%)	27.4	26.2
Liquid & Powder Technologies		
Revenue	1,674	1,724
EBITDA* margin (%)	10.6	10.3
Food & Healthcare Technologies		
Revenue	1,007	1,029
EBITDA* margin (%)	10.2	7.6
Farm Technologies		
Revenue	773	784
EBITDA* margin (%)	15.3	14.0
Heating & Refrigeration Technologies		
Revenue	603	556
EBITDA* margin (%)	12.9	11.9

*) Before restructuring expenses

Sales split by customer industry (2024)



Management Board



Stefan Klebert
CEO

Bernd Brinker
CFO

Johannes Giloth
COO

Share data

WKN	660200
ISIN	DE0006602006
Bloomberg	G1A GY Equity
Number of shares outstanding (12/31/24)	172.3 million
Market Cap (12/31/24)	EUR 8.2 billion

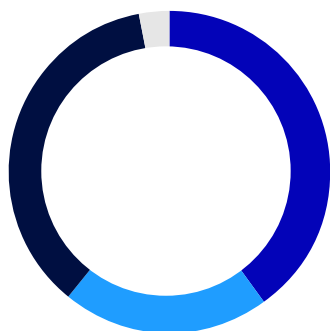
ESG ratings

MSCI	AAA
CDP (Climate Change/Water Security)	A/A-
Ecovadis	Platinum
Sustainalytics	13.1
ISS	Prime

Credit ratings

Fitch	BBB (positive)
Moodys	Baa1 (stable)

Shareholder distribution*



41% USA

20% UK

36% Rest of Europe

3% Rest of World

*) Based on 75.4% of identified shares held by institutional investors. 10% of shares are held by KIA and are not accounted in the free float.

Financial targets 2025

Organic Sales Growth	1-4%
EBITDA-Margin*	15.6 - 16.0%
ROCE	30 - 35%

*) Before restructuring expenses

Financial targets "Mission 30"

Organic Sales Growth	>5%
EBITDA margin	17 - 19%
ROCE	>45%

Calendar 2025

Annual Shareholders' Meeting for 2024	April 30
Quarterly Statement for the period to March 31, 2025	May 8
Half-yearly Financial Report for the period to June 30, 2025	August 8
Quarterly Statement for the period to September 30, 2025	November 6

Contact data

Investor Relations

Phone +49 211 9136-1081

Mail ir@gea.com

GEA.com

Disclaimer

This release contains forward-looking statements. These forward-looking statements are based on our current experiences, assumptions and forecasts as well as information currently available to us. The forward-looking statements involve known and unknown risks and uncertainties. Actual results and developments may thus differ materially from the expectations and assumptions expressed herein due to various factors. These factors include, inter alia, changes in the economic, competitive and business environment, developments on the financial markets and currency exchange rate fluctuations, changes in laws and regulations and changes in business strategy. Readers are cautioned to not put undue reliance on any forward-looking statements. We do not assume any obligation to update or revise any forward-looking statements contained in this release.