

GEA Factsheet 2026

GEA is one the largest suppliers of systems for the food & beverage and pharmaceutical industries. Its portfolio includes machinery and plants, as well as process technology, components and comprehensive services. Many of its solutions help customers worldwide to make their production processes more sustainable and efficient.


Purpose


Engineering for a better world.


Vision


We safeguard future generations by providing sustainable solutions for the nutrition and pharmaceutical industries.


GEA at a glance


 Every third chicken nugget is produced using GEA technology


 Every fourth package of spaghetti is processed with GEA technology


 Approx. every third process line for instant coffee was installed by GEA

 Every fourth liter of human blood for making plasma-derived products is processed using GEA equipment

 Approx. one quarter of processed milk comes from GEA production systems

 Every second pharma separator is made by GEA

 Approx. every second liter of beer is brewed with the aid of systems and process solutions from GEA

 Every second tablet to treat cancer is made on GEA equipment

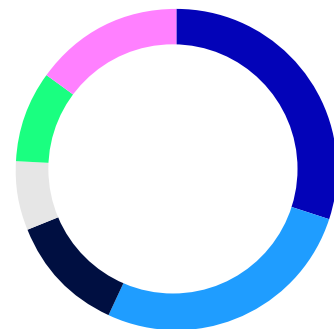
Group KPI's (EUR million)	2025	2024
Order Intake	5,924	5,553
Revenue	5,495	5,422
EBITDA ¹	907	837
EBITDA margin ¹ (%)	16.5	15.4
Earnings per share ¹	2.74	2.62
Dividend per share	1.30 ²	1.15
Equity ratio (%)	40.3	40.2
Net Liquidity/Net Debt (-)	378.9	343.5
Net Working Capital	175.2	323.2
ROCE (%)	36.2	33.8
CapEx	255.3	237.1
Employees	18,628	18,347

1) Before restructuring expenses
2) Dividend proposal per share

Divisional KPI's (EUR million)	2025	2024
Separation & Flow Technologies		
Revenue	1,599	1,581
EBITDA* margin (%)	28.5	27.4
Liquid & Powder Technologies		
Revenue	1,662	1,674
EBITDA* margin (%)	12.0	10.6
Food & Healthcare Technologies		
Revenue	1,058	1,007
EBITDA* margin (%)	13.3	10.2
Farm Technologies		
Revenue	763	773
EBITDA* margin (%)	14.8	15.3
Heating & Refrigeration Technologies		
Revenue	625	603
EBITDA* margin (%)	14.3	12.9

*) Before restructuring expenses

Sales split by customer industry (2025)





Management Board (LTR): **Peter Lauwers** (Division CEO Pharma & Food Applications), **Klaus Stojentin** (Division CEO Nutrition Plant Engineering), **Alexander Kocherscheidt** (Chief Financial Officer), **Stefan Klebert** (Chief Executive Officer), **Dr. Nadine Sterley** (Chief People & Sustainability Officer | Labor Director), **Kai Becker** (Division CEO Pure Flow Processing), **Johannes Giloth** (Chief Operating Officer).

Share data

WKN	660200
ISIN	DE0006602006
Bloomberg	G1A GY Equity
Number of shares outstanding (12/31/25)	162.8 million
Market Cap (12/31/25)	EUR 9.4 billion

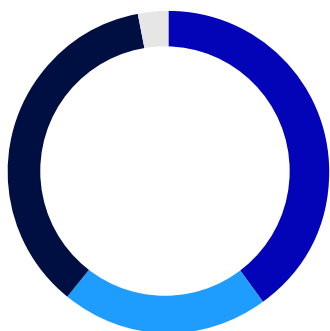
ESG ratings

MSCI	AAA
CDP (Climate Change/Water Security)	A/A-
Ecovadis	Platinum
Sustainalytics	13.5
ISS	Prime

Credit Rating

Moodys	Baa1 (stable)
--------	---------------

Shareholder distribution*



■	37% USA
■	19% UK
■	39% Rest of Europe

■ 5% Rest of World

*) Based on 77.3% of identified shares held by institutional investors. 11% of shares are held by KIA and are not accounted in the free float.

Financial targets 2026

Organic Sales Growth	5-7%
EBITDA-Margin*	16.6-17.2%
ROCE	34-38%

*) Before restructuring expenses

Financial targets "Mission 30"

Organic Sales Growth	> 5%
EBITDA margin	17-19%
ROCE	> 45%

Calendar 2026

Annual Shareholders' Meeting for 2025	April 29
Quarterly Statement for the period to March 31, 2026	May 11
Half-yearly Financial Report for the period to June 30, 2026	August 10
Quarterly Statement for the period to September 30, 2026	November 9

Contact data

Investor Relations
 Phone +49 211 9136-1081
 Mail ir@gea.com

GEA.com

Disclaimer

This release contains forward-looking statements. These forward-looking statements are based on our current experiences, assumptions and forecasts as well as information currently available to us. The forward-looking statements involve known and unknown risks and uncertainties. Actual results and developments may thus differ materially from the expectations and assumptions expressed herein due to various factors. These factors include, inter alia, changes in the economic, competitive and business environment, developments on the financial markets and currency exchange rate fluctuations, changes in laws and regulations and changes in business strategy. Readers are cautioned to not put undue reliance on any forward-looking statements. We do not assume any obligation to update or revise any forward-looking statements contained in this release.